



My Spelling Dictionary with Words, Pictures & Dotted Lines

© 2014 The Measured Mom™, LLC

www.themeasuredmom.com

My blog has hundreds of free resources for parents and teachers...

[Click here for more free printables!](#)

Thank you for respecting my Terms of Use.

You are welcome to...

- download this file by visiting themeasuredmom.com.
- save this file on your computer.
- print as many copies as you'd like to use in your classroom, home, or public library.
- share the link to the blog **page** where this printable can be found.
- post online about the printable (for example—take a picture of your child or student using it), giving proper credit to themeasuredmom.com.

You may not...

- download this file from any site other than themeasuredmom.com.
- link directly to this pdf. Instead, link to The Measured Mom **web page** where this pdf is located.
- claim this file as your own.
- alter this electronic file.
- sell or in any way profit from this electronic file.
- print this file and then sell that printed copy to others.
- store or distribute this file on any other website or another location where others are able to electronically retrieve it (for example: Dropbox, 4Shared, Mediafire, Facebook groups and forums, etc.).
- e-mail this file to anyone or transmit it in any other fashion.

More legal stuff...

- **This file is for personal or classroom use only.** By using it, you agree that you will not copy or reproduce this file except for your own personal, non-commercial use.
- **Modification of terms.** I have the right to modify the terms of this Agreement at any time; the modification will be effective immediately and shall replace all prior Agreements.


Questions?

If you have any questions, please feel free to email me directly at anna@themeasuredmom.com. I will do my best to respond promptly.

Clip art by



My Spelling Dictionary



Name _____

Aa



a	always
about	am
across	an
add	and
afraid	animal
after	answer
again	any
ago	anything
air	are
all	around
almost	as
alone	ask
along	at
already	ate



Zz

Yy



yes
you
your
you're

Handwriting practice lines for the letter Yy, consisting of multiple sets of solid top and bottom lines with a dashed middle line.




Bb

baby big
back bike
bad black
bag blue
ball book
bat both
be box
became boy
because bring
become broke
bed brother
been brown
before build
began bus
behind busy
believe but
below by

Handwriting practice lines for the letter Bb, consisting of multiple sets of solid top and bottom lines with a dashed middle line.

Cc



call
came
can
can't
candy
car
care
carry
cat
catch
child
children
city
class
clean
close
coat
color
come
could

Handwriting practice lines for the letter Cc, consisting of solid top and bottom lines and a dashed middle line.



Xx

Blank handwriting practice lines for the letter Xx, consisting of solid top and bottom lines and a dashed middle line.


Ww

wait _____
walk _____
want _____
was _____
wasn't _____
way _____
we _____
we're _____
well _____
went _____
were _____
what _____
when _____
where _____
which _____
white _____
who _____
why _____
with _____
without _____
woman _____
work _____
write _____

Dd

_____ dad
_____ day
_____ dear
_____ did
_____ didn't
_____ do
_____ does
_____ doesn't
_____ dog
_____ doing
_____ doll
_____ don't
_____ done
_____ door
_____ down
_____ drive
_____ drop

Ee



each
easy
eat
else
end
enough
every
eyes

Handwriting practice lines for the letter 'Ee', consisting of multiple sets of solid top and bottom lines with a dashed middle line.




Vv

very


Handwriting practice lines for the letter 'Vv', consisting of multiple sets of solid top and bottom lines with a dashed middle line.

Uu



under
until
up
upon
us
use

Handwriting practice lines for the letter Uu, consisting of multiple sets of solid top and bottom lines with a dashed middle line.



Ff

fall
far
fast
fat
fell
fish
for
fun
face
feel
felt
find
fine
fire
five
fly
food
forgot
from
funny
family
father
few
fight
first
found
friend


Handwriting practice lines for the letter Ff, consisting of multiple sets of solid top and bottom lines with a dashed middle line.

Gg



game
 gave
 get
 girl
 give
 glad
 go
 goes
 gone
 good
 got
 great
 grew
 grow

Handwriting practice lines for the letter Gg, consisting of multiple sets of solid top and bottom lines with a dashed middle line.



Tt

take
 ten
 thank
 that
 the
 their
 them
 then
 there
 these
 think
 this
 those
 to
 told
 too
 took
 top
 toy
 try
 turn

Handwriting practice lines for the letter Tt, consisting of multiple sets of solid top and bottom lines with a dashed middle line.

Ss



sad sister
 said sit
 same six
 sang small
 saw snow
 say so
 school some
 see something
 seem soon
 seen stay
 self still
 send stop
 set story
 she street
 show such
 side sun
 since sure

Handwriting practice lines for the letter Ss, consisting of 12 sets of three horizontal lines (top, dashed middle, bottom).

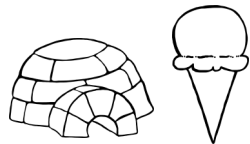


Hh

had
 happy
 hard
 has
 hat
 have
 he
 hello
 help
 hen
 her
 here
 high
 him
 his
 hit
 hold
 home
 hop
 hope
 hot
 house
 how

Handwriting practice lines for the letter Hh, consisting of 12 sets of three horizontal lines (top, dashed middle, bottom).

Ii



I
I'd
I'll
I'm
I've
if
in
inside
into
is
isn't
it

Handwriting practice lines for the letter 'Ii' on page 9. The page features ten sets of three horizontal lines (top, dashed middle, bottom) for writing practice.



Rr

rain
ran
rat
ready
real
really
red
remember
ride
right
run


Handwriting practice lines for the letter 'Rr' on page 18. The page features ten sets of three horizontal lines (top, dashed middle, bottom) for writing practice.

Qq



quiet

Handwriting practice lines for the letter Qq, consisting of multiple rows of solid top and bottom lines with a dashed middle line.



Jj

jump
just

Handwriting practice lines for the letter Jj, consisting of multiple rows of solid top and bottom lines with a dashed middle line.

Kk



keep

kind

knew



Pp


people

pet

play


put

Oo



of
off
old
on
once
one
only
open
or
other
our
out
own

Handwriting practice lines for the letter 'O'. Each row consists of a solid top line, a dashed middle line, and a solid bottom line. There are 14 rows in total, with the first row containing the words listed to the left.



Ll

large
last
late
laugh
let
light
like
little
live
look
lot
love

Handwriting practice lines for the letter 'L'. Each row consists of a solid top line, a dashed middle line, and a solid bottom line. There are 14 rows in total, with the first row containing the words listed to the right.

Mm



mad
 made
 make
 making
 man
 many
 may
 me
 men
 met
 mice
 mine
 miss
 mom
 more
 morning
 most
 mother
 mouse
 move
 much
 must

Handwriting practice lines for the letter Mm, consisting of solid top and bottom lines and a dashed middle line. There are 18 sets of these lines, each corresponding to a word listed on the left.



Nn

name
 near
 need
 never
 new
 next
 nice
 night
 no
 not
 nothing

Handwriting practice lines for the letter Nn, consisting of solid top and bottom lines and a dashed middle line. There are 18 sets of these lines, each corresponding to a word listed on the right.