

Thank you so much for your interest in The Measured Mom printables!

This printable, **Word Study Lesson: a / a-e**, is for personal or classroom use.

By using it, you agree that you will not copy, reproduce, or change any content from my downloads, except for your own personal, non-commercial use.

No redistribution.

You may not reproduce, repackage, or redistribute the contents of my downloads in whole or in part, for any reason. Visit the original hosting blog, themeasuredmom.com, to download.

Modification of Terms.

I shall have the right to modify the terms of this Agreement at any time; modifications shall be effective immediately and shall replace all prior agreements.

Why does any of this technical stuff matter?

I have costs associated with making printables and offering them free for download. I have a choice on how to recoup the costs – ads or charging for printables. At this point, I've chosen ads. If my files are hosted incorrectly, my ads are not being seen and I have no way to recoup my costs. If I cannot pay for the website, I cannot offer free files.

I own copyright of my works as these are my intellectual property. These files may *not* be shared under fair use. In the US, one factor to consider in a fair use analysis is this: *the effect of the use upon the potential market for or value of the copyrighted work*. If my files are distributed any place other than my website, it hurts the potential market of the work because I can earn money from the ad revenue on my blog.

You may:

- Print as many copies as you'd like
- Use my printables in a group or classroom setting
- Share the link to my blog to others who might be interested (and please do!)
- Post online *about* the printable (for example—take a picture of your child or student using it), giving proper credit to themeasuredmom.com.

You may not:

- Link directly to the pdf file online— people *must be able to visit my website to get the printable*.
- Sell or distribute this file
- Host this file on your own website or any other website (including Facebook groups and forums)
- Upload this file to a shared website (i.e. 4shared.com, mediafire, dropbox)
- Claim these files or sell them as your own
- Print and sell my printables to others

A few real life examples:

- A teacher can print off copies for an entire class.
- A teacher can **not** send the pdf file out to all her teacher friends and/or parents.
- A parent can print off multiple copies for all of her children.
- A parent can **not** upload the pdf file to Dropbox to share with her friends.
- A co-op group can print off multiple copies for the kids in the co-op.
- A co-op group can **not** send the pdf file to all the members in the co-op.

Questions?

Send an e-mail to themeasuredmom@gmail.com

hat	Short a/ a-e Sort	plane
jack	pass	cape
ask	path	page
slap	glad	same
fast	what	safe
have	date	gave
flag	race	gate

© 2013 themeasuredmom.com

For individual and classroom use only.
Must not be sold, distributed, or hosted on a file sharing website.

fast

ask

path

slap

© 2013 themeasuredmom.com

For individual and classroom use only.
Must not be sold, distributed, or hosted on a file sharing website.

flag

hat

pass

glad

© 2013 themeasuredmom.com

For individual and classroom use only.
Must not be sold, distributed, or hosted on a file sharing website.

jack

plane

same

page

gate

date

cape

safe







gave

race

what


have

*I can speed read
short a and a-consonant-e words!*

					
face ham cage place bad shade flag date shake snack flame plane save map swam dad	grace space page lame bag spade gate van vane frame crane cap cape pave crab ram	trace trade stage lane man mane tack tape late tag cave cab gave shave sad tram	race bake crack stake came fame crate sack clap brave scrape scrap ran scat chat slam	fade made cake Jane take drag plate skate black hat game flake shame grape glad glade	blade cane can wade Jack Jake rake rack tab brake name snake state shape slave nap

Climb the Ladder: A Spelling Practice Game

Have a parent or friend read each spelling word to you. Write one word per line, starting at the bottom rung of the ladder. If you misspell a word, correct it and write the next word on that same rung. When you spell a word correctly, move to the next level. After you write a word correctly on the top rung, you're done!



© 2013 themeasuredmom.com

For individual home and classroom use only.

Must not be sold, distributed, or hosted on a file sharing website.