

Thank you so much for your interest in The Measured Mom printables!

This printable, [Spelling short i & Long i \(i-consonant-e\)](#), is for personal or classroom use.

By using it, you agree that you will not copy, reproduce, or change any content from my downloads, except for your own personal, non-commercial use.

No redistribution.

You may not reproduce, repackage, or redistribute the contents of my downloads in whole or in part, for any reason. Visit the original hosting blog, themeasuredmom.com, to download.

Modification of Terms.

I shall have the right to modify the terms of this Agreement at any time; modifications shall be effective immediately and shall replace all prior agreements.

Why does any of this technical stuff matter?

I have costs associated with making printables and offering them free for download. I have a choice on how to recoup the costs – ads or charging for printables. At this point, I've chosen ads. If my files are hosted incorrectly, my ads are not being seen and I have no way to recoup my costs. If I cannot pay for the website, I cannot offer free files.

I own copyright of my works as these are my intellectual property. These files may *not* be shared under fair use. In the US, one factor to consider in a fair use analysis is this: *the effect of the use upon the potential market for or value of the copyrighted work*. If my files are distributed any place other than my website, it hurts the potential market of the work because I can earn money from the ad revenue on my blog.

You may:

- Print as many copies as you'd like
- Use my printables in a group or classroom setting
- Share the link to my blog to others who might be interested (and please do!)
- Post online *about* the printable (for example—take a picture of your child or student using it), giving proper credit to themeasuredmom.com.

You may not:

- Link directly to the pdf file online— people *must be able to visit my website to get the printable*.
- Sell or distribute this file
- Host this file on your own website or any other website (including Facebook groups and forums)
- Upload this file to a shared website (i.e. 4shared.com, mediafire, dropbox)
- Claim these files or sell them as your own
- Print and sell my printables to others

A few real life examples:

- A teacher may print off copies for an entire class.
- A teacher may **not** send the pdf file out to all her teacher friends and/or parents.
- A parent may print off multiple copies for all of her children.
- A parent may **not** upload the pdf file to Dropbox to share with her friends.
- A co-op group may print off multiple copies for the kids in the co-op.
- A co-op group may **not** send the pdf file to all the members in the co-op.

Questions?

Send an e-mail to themeasuredmom@gmail.com

knife	Short i / i-consonant-e Sort	strike
smile	dish	chip
king	while	whip
whine	twin	chime
miss	grime	pink
spine	give	live
rich	white	shine

knife

strike

smile

dish

chip

king

while

whip

whine

twin

chime

miss

© 2014 themeasuredmom.com

For individual and classroom use only.
Must not be sold, distributed, or hosted on a file sharing website.

grime

pink

spine

give

© 2014 themeasuredmom.com

For individual and classroom use only.
Must not be sold, distributed, or hosted on a file sharing website.

live

rich

white

shine

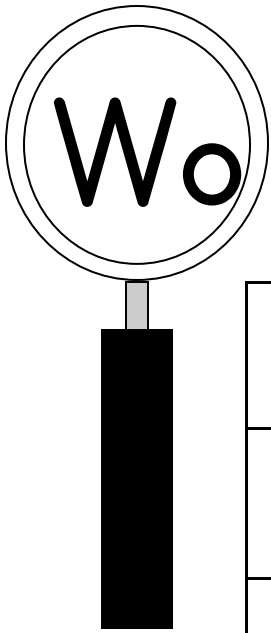


Sentence Art



Write six complete sentences using one or more spelling words each. Illustrate and color.

<hr/> <hr/> <hr/>	<hr/> <hr/> <hr/>
<hr/> <hr/> <hr/>	<hr/> <hr/> <hr/>
<hr/> <hr/> <hr/>	<hr/> <hr/> <hr/>



Name _____

rd Hunt

Short i dish	i-consonant-e like	Oddballs




Valentine's Day Spelling Game


Directions:

1. Put your playing piece on Start. On your turn, the player to your left reads you a spelling word. If you spell it correctly, roll the die and move ahead. If not, stay where you are.
2. If you land on a plain colored heart, your turn is over.
3. If you land on a monster, the other player reads you a Valentine's Day word. If you get it correct, move ahead the number of spaces on the card.
4. Whoever reaches Finish first, wins! If it's a quick game, play again.
5. Alternate version: instead of moving ahead when you spell a Valentine word correctly, collect candy hearts. Keep moving around the board until a player collects 10 (or pick a different number) hearts.



© 2014 themeasuredmom.com



Place spelling
word cards here.



Place Valentine
word cards here.





gift

+1



red

+1



hug

+1



pink

+1



card

+1



flower

+1



love

+1



rose

+1



balloon

+2



present

+2



candy

+2



tulip

+2



heart

+2



party

+2



cupid

+2



friend

+2



chocolate

+3



admirer

+3



carnation

+3



rhyme

+3



poem

+3



fourteenth

+3



bouquet

+4



February

+4

knife

strike

smile

while

chime

grime

shine

spine

whine

white

dish

chip

king

whip

twin

miss

pink

rich

give

live