



# oo words worksheet pack

© The Measured Mom ® [www.themeasuredmom.com](http://www.themeasuredmom.com)

My blog has hundreds of free resources for parents and teachers...

[Click here for more free printables!](#)

**Thank you for respecting my Terms of Use.**

**You are welcome to...**

- download this file by visiting [themeasuredmom.com](http://themeasuredmom.com).
- save this file on your computer.
- print as many copies as you'd like to use in your classroom, home, or public library.
- share the link to the blog **page** where this printable can be found.
- post online about the printable (for example—take a picture of your child or student using it), giving proper credit to [themeasuredmom.com](http://themeasuredmom.com).

**You may not...**

- download this file from any site other than [themeasuredmom.com](http://themeasuredmom.com).
- link directly to this pdf. Instead, link to The Measured Mom **web page** where this pdf is located.
- Claim this file as your own.
- alter this electronic file.
- sell or in any way profit from this electronic file.
- print this file and then sell that printed copy to others.
- store or distribute this file on any other website or another location where others are able to electronically retrieve it (for example: Dropbox, 4Shared, Mediafire, Facebook groups and forums, etc.).
- e-mail this file to anyone or transmit it in any other fashion.

**More legal stuff...**

- This file is for personal or classroom use only.** By using it, you agree that you will not copy or reproduce this file except for your own personal, non-commercial use.
- Modification of terms.** I have the right to modify the terms of this Agreement at any time; the modification will be effective immediately and shall replace all prior Agreements.

## Questions?

If you have any questions, please feel free to email me directly at [anna@themeasuredmom.com](mailto:anna@themeasuredmom.com). I will do my best to respond promptly.

Clip art by



# Try some hands-on learning before you use this worksheet pack!


All of the pictured activities are free to download! Just click on the picture to bring you to the blog post.



Froot Loop Words



Four in a Row



Phonics books



"Boo" card game

# Cut & Paste


## oo words

Directions: Cut out the pictures at the bottom of the page. Glue them next to the correct words.

foot




roof




cook



zoo




tooth



goose




moose




hood



moon



book



# Read & Stamp

## oo words

Directions: Read each word. Then stamp it with alphabet stamps.

moon

--	--	--	--

hood

--	--	--	--

book

--	--	--	--

roof

--	--	--	--

foot

--	--	--	--

cook

--	--	--	--

wood

--	--	--	--

hook

--	--	--	--

# Find the spelling

## oo words

Directions: Color the circle under the correct spelling.

1.



book

boock

buk

2.



mun

moon

moone

3.



brum

broom

boom

4.



kook

coock

cook

5.



tooth

toof

tuth

6.



soon

spoon

spoone

7.



wud

woode

wood

8.



huk

hook

hoock

# Fill in the word

## oo words

Directions: Choose the correct word from the word bank to complete each sentence. Write it in the blank.

1. I eat my ice cream with a \_\_\_\_\_.
2. A \_\_\_\_\_ lives in the forest.
3. Do you have a loose \_\_\_\_\_?
4. I like to \_\_\_\_\_ potatoes on the stove.
5. A \_\_\_\_\_ lives on a farm .
6. I like to read a good \_\_\_\_\_ .
7. I will sweep up the mess with a \_\_\_\_\_ .
8. We get \_\_\_\_\_ from sheep .
9. I think that cookies taste \_\_\_\_\_ .
10. I caught a fish on the \_\_\_\_\_ .
11. He put new shingles on the \_\_\_\_\_ .
12. I put \_\_\_\_\_ in the fireplace.

broom

spoon

roof

tooth

book

wood

moose

goose

hook

cook

good

wool

# Word Search

## oo words

**Directions:** Find and circle each word from the word bank. The words appear horizontally and vertically, but not diagonally or backward.

a u l m e v z w w x  
b r o o m d c o o k  
o g o o d w h o o y  
o t k s x h o l d s  
k b p e r o o f f r  
r q n g o o s e k n  
s c z m y k e l j i

broom  
look  
roof  
choose

book  
good  
moose  
hook

goose  
cook  
wood  
wool


# Match the Word

## oo words

Directions: Draw a line to match each picture to the correct word.



cook



tooth



moose



hood



book



roof



spoon





goose

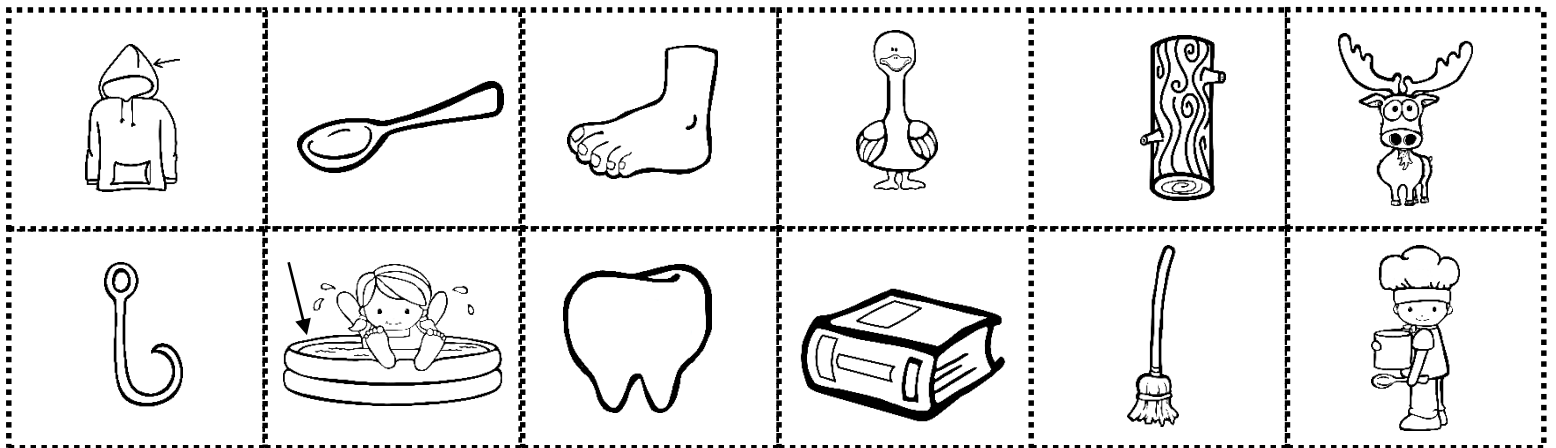


# Picture Sort

## oo words

Directions: Cut out the pictures at the bottom of the page.  
Then sort them. Glue each word in the correct column.

oo 	oo 



# Draw the Word

## oo words

Directions: Read each word. Then draw a picture of it.

hook

tooth

pool

moon

book

roof

foot

broom

spoon

cook

wood

goose

# Spell it

## oo words

Directions: Name each picture. Then spell its name on the line.

