


Say the Sound Games



Read about “Say the Sound” on page 71 of *Reach All Readers*.

Terms of Use

This printable resource is the intellectual property of Anna Geiger, CEO of The Measured Mom, author of *Reach All Readers*, and creator of the accompanying online course (coming in September 2024).

You have permission to use this file for personal or classroom use only. In other words, you may print, copy, and use this file *only* with the students you teach.

You do not have permission to share between teachers/classrooms, alter this file, sell, host, email, give away, or share on a blog, in Facebook groups or forums, Google Drive, etc.

Thank you for abiding by the terms of use. Questions may be sent to hello@themeasuredmom.com.

Clip Art: Whimsy Workshop Teaching, Sculpt Designs

How to Use

- Print the game boards on cardstock. Laminate, if desired.
- Have students take turns rolling a die to move around the board. When they land on a space, they should say the name of the picture and then isolate and repeat the initial, final, or medial sound. Example: Fan. /f/ /f/ fan.
- The goal is for students to say the sound, not the letter.

Looking for more games like this? Check out [our low-cost membership](#), which has thousands of resources for teaching reading and math!

Picture Key:




















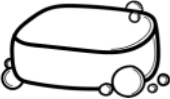








Initial Sounds - sun, money, bed, ten, bat, sub, mushroom, box, moon, taco, mouse, sock, bell, tub, bus, mop, tooth, butterfly, saw, bird, soap, map, bag, sob, button, mud, tent, bat, milk, six

Final Sound – cat, fan, mop, bat, tub, map, moon, rat, rib, ten, lip, fish, soap, sun, web, net, pin, cap, sub, pan, bat, pop, pen, pit, cup, fin, bus, top, lash, jet

Medial Sound – bed, gum, map, rib, mop, ten, bag, sub, lip, web, dog, bus, net, cap, mud, pop, fin, ham, sun, jet, fan, pig, bat, leg, log, pit, cat, pen, pin, tub

Say the Initial Sound










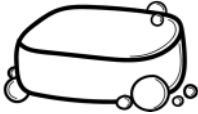


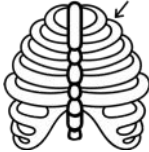
















Directions: Take turns rolling a die and moving around the board. When you land on a picture, say its name and initial sound (not letter). The first to END, wins!

START				10			
							
							
END	6						

©themeasuredmom.com




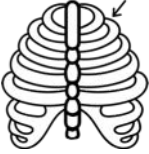












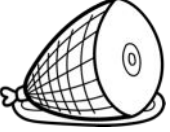





Say the Final Sound

Directions: Take turns rolling a die and moving around the board. When you land on a picture, say its name and final sound (not letter). The first to END, wins!

START							
					10		
							
END							

Say the Medial Sound

Directions: Take turns rolling a die and moving around the board. When you land on a picture, say its name and medial sound (not letter). The first to END, wins!

START						10	
							
							
END	