

# Blends: Say it, spell it, check it

Please visit [themeasuredmom.com](https://www.themeasuredmom.com) to learn how to use this printable:

<https://www.themeasuredmom.com/printable-for-words-with-blends/>

## Thank you for respecting our Terms of Use



*The unauthorized reproduction or distribution of a copyrighted work is illegal. Criminal copyright infringement, including infringement without monetary gain, is investigated by the FBI and is punishable by fines and federal imprisonment.*

- **YOU MAY** use this file for your own personal, non-commercial use.
- **YOU MAY** print as many copies as you'd like to use in your classroom, home, public library, or tutoring setting.
- **YOU MAY** download this file by visiting <https://www.themeasuredmom.com>.
- **YOU MAY** save this file on your computer.
- **YOU MAY** share the link to the web page where the printable can be found.
- **YOU MAY NOT** link directly to the pdf file. Instead, link to the web page where it can be downloaded.
- **YOU MAY NOT** alter this file or claim this file as your own.
- **YOU MAY NOT** sell or in any way profit from this file. It is also illegal to print this file and sell the printed copy.
- **YOU MAY NOT** use this or any other printable from The Measured Mom on Outschoool.
- **YOU MAY NOT** e-mail this file OR store it on any location where others can download it (Amazon Inspire, Dropbox, Facebook groups and forums, etc.). If you would like to use this file for distance learning, please contact us directly for permission at <https://www.themeasuredmom.com/contact/>.

### Credits



# Check out these resources from the shop!

## DECODABLE PASSAGES

the measured mom

### Digraphs & Blends

**Set 2**

## NONFICTION DECODABLE BOOKS

the measured mom

Set 1b: CCVC & CVCC WORDS

WITH WORD LADDERS, FLUENCY PRACTICE, & MORE!

**I Camp**  
by Anna Geiger

## SPELLING DICTATION

LEVEL 1: CVC, BLENDS, DIGRAPHS & MORE

Spelling Dictation

## WORD LADDERS

100 PHONICS WORD LADDERS IN 2 VERSIONS EACH

Word Ladder

## S-BLENDS


INCLUDES BOTH DIGITAL AND PRINT OPTIONS

stapler

sc sl sm sn sp st sw

PRINT THE CLIP CARDS OR USE THE DIGITAL RESOURCE WITH SEESAW OR GOOGLE SLIDES

# Get my book!



<https://themeasuredmom.lpages.co/reach-all-readers/>

## Find me here

**Blog:** <https://www.themeasuredmom.com/>

**Membership:** <https://membership.themeasuredmom.com/>

**Podcast:** <https://www.themeasuredmom.com/triplerteachingpodcast/>

**Facebook:** <https://www.facebook.com/themeasuredmom/>

**Pinterest:** <https://www.pinterest.com/themeasuredmom/>

**Instagram:** <https://www.instagram.com/themeasuredmom/>

**Contact:** <https://www.themeasuredmom.com/contact/>

## Printing trouble?

**If the file is printing strangely** (usually with extra black boxes), please download the free Adobe Reader to your computer. Open and print using that program. 99% of the time, this solves it!

You can get it here: <https://get.adobe.com/reader/>



# You're invited to join The Measured Mom Plus!

- our membership site for Pre-K to 3rd grade educators -



**Save hours of time with our one-click printable library.** You'll get access to thousands of resources for Pre-K through third grade!

**Learn more about the science of reading with our recorded webinars and simple science of reading roadmaps.** You can watch them 24/7!

**Get hundreds of no-print resources for free, and save 50% in the member shop.**

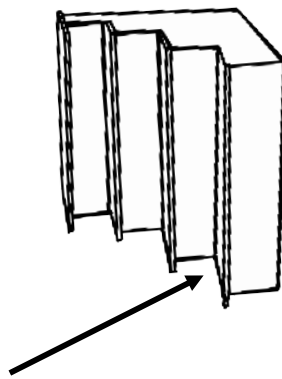



**Get access to The Literacy Circle,** our safe and supportive community exclusively for members.

[LEARN MORE](#)



Fold on this line so that the pictures are on the outside front. These words will be on the back. Then cut on the dotted lines.

Name \_\_\_\_\_



SAY IT - SPELL IT - CHECK IT  
CCVC - 1

frog

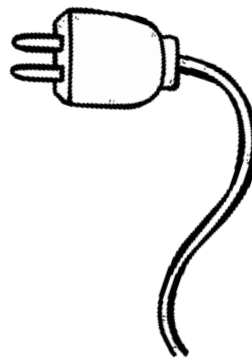
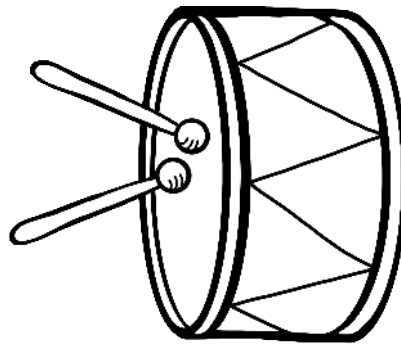

snap

crib

step


Fold on this line so that the pictures are on the outside front. These words will be on the back. Then cut on the dotted lines.

Name \_\_\_\_\_



SAY IT - SPELL IT - CHECK IT  
CCVC - 2

crab

stop


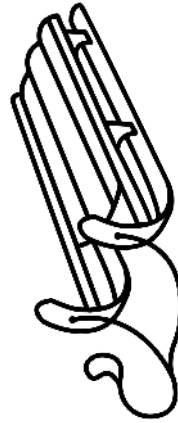
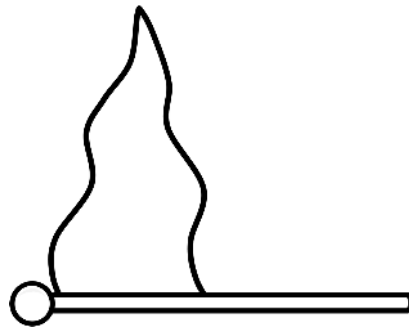
drum

plug




Fold on this line so that the pictures are on the outside front. These words will be on the back. Then cut on the dotted lines.

Name \_\_\_\_\_



SAY IT - SPELL IT - CHECK IT  
CCVC - 2

flag

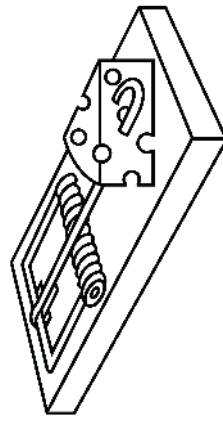


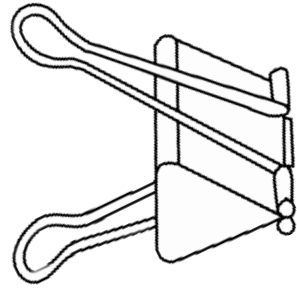
drop

sled

drip


Fold on this line so that the pictures are on the outside front. These words will be on the back. Then cut on the dotted lines.

Name \_\_\_\_\_



SAY IT - SPELL IT - CHECK IT  
CCVC - 2

clip


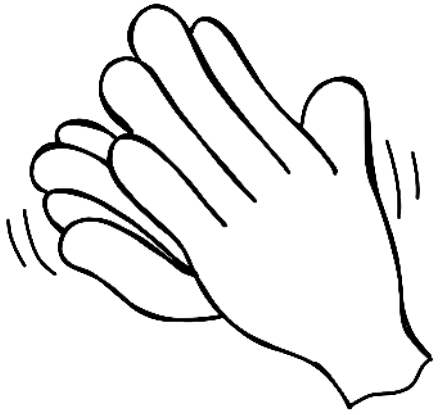
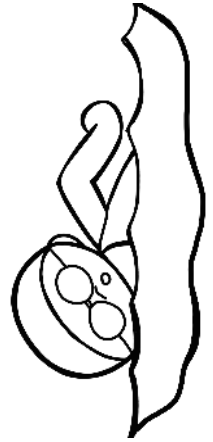
flat

spin

trap


Fold on this line so that the pictures are on the outside front. These words will be on the back. Then cut on the dotted lines.

Name \_\_\_\_\_



SAY IT - SPELL IT - CHECK IT  
CCVC - 2

swim

clap

trip

stem
