

# Long i games

Please visit [themeasuredmom.com](https://www.themeasuredmom.com) to learn how to use this printable:

<https://www.themeasuredmom.com/free-long-i-reading-games-for-y-ie-and-igh-words/>

## Thank you for respecting our Terms of Use



*The unauthorized reproduction or distribution of a copyrighted work is illegal. Criminal copyright infringement, including infringement without monetary gain, is investigated by the FBI and is punishable by fines and federal imprisonment.*

- **YOU MAY** use this file for your own personal, non-commercial use.
- **YOU MAY** print as many copies as you'd like to use in your classroom, home, public library, or tutoring setting.
- **YOU MAY** download this file by visiting <https://www.themeasuredmom.com>.
- **YOU MAY** save this file on your computer.
- **YOU MAY** share the link to the web page where the printable can be found.
- **YOU MAY NOT** link directly to the pdf file. Instead, link to the web page where it can be downloaded.
- **YOU MAY NOT** alter this file or claim this file as your own.
- **YOU MAY NOT** sell or in any way profit from this file. It is also illegal to print this file and sell the printed copy.
- **YOU MAY NOT** use this or any other printable from The Measured Mom on Outschoool.
- **YOU MAY NOT** e-mail this file OR store it on any location where others can download it (Amazon Inspire, Dropbox, Facebook groups and forums, etc.). If you would like to use this file for distance learning, please contact us directly for permission at <https://www.themeasuredmom.com/contact/>.

## Credits

Clip art by Zip-a-Dee-Doo-Dah & Dancing Crayon Designs



# Check out these resources from the shop!

## BLENDING LINES

### SET 4: VOWEL TEAMS

Blending Lines

1 light might tigh  
2 sigh sight  
3 high slight

Blending Lines

1 seat neat beat meal real seal  
2 each east lean leap steam steal  
3 beam clean heat least mean teach  
4 be no pro we hi me  
5 treats peaches beasts streams reaching teased  
6 She can teach the seal to leap for a treat.

tow show  
flow flown  
way tray  
laid lay  
clay drain  
chime choke  
played trays

the measured mom

## ROLL & READ PHONICS CENTERS

### LEVEL 2: CVCE, VOWEL TEAMS, R-CONTROLLED & MORE

Roll & Read

Roll & Read

Roll & Read

LONG VOWEL TEAMS EE EA

sneez bleak leaf feed blast feed leak breed creed heath veal  
fleece steep cease teal feat weave shear mean leech  
dean cheer Jean beat beat steed fleec breach  
beat sneak sweep read sheep  
flea seem reel spree breathe plea  
cheep feat fee lean sleek seek  
streak ream bead sleet peak fee  
pleat screen peel tease deed squeak

Spanish radish tonic  
pannic Finish Latin

R-CONTROLLED VOWELS SPINABLE TYPE #1

backyard mir-thless  
aster seabord  
firearm birthstone  
landform cowgirl  
sunder hardwe  
under postfar  
birthday sturup  
arndog herself  
ardtop northwast

the measured mom

## BUILD WORDS WITH VOWEL TEAMS

### INCLUDES BOTH DIGITAL AND PRINT OPTIONS

PRINT THE TASK CARDS OR USE THE DIGITAL RESOURCE WITH SEESAW OR GOOGLE SLIDES

the measured mom

## LONG VOWEL TEAMS BUNDLE

### INCLUDES BOTH PRINT AND DIGITAL OPTIONS

LONG A VOWEL TEAMS AY & AY

LONG E VOWEL TEAMS EE & EA

LONG I VOWEL TEAMS IE, IGH & Y

LONG O VOWEL TEAMS OO & EW

LONG U VOWEL TEAMS OO, UI & EW

the measured mom

## DECODABLE PASSAGES

### Vowel Teams


Feeding Geese and Ducks  
The Picnic and the Bee  
Time to Get Up  
Join and the Tea Set  
The Treat of the Beach

Set 4

the measured mom



# Get my book!



## Reach All Readers

Using the Science of Reading  
to Transform Your  
Literacy Instruction

Anna Geiger

FOREWORD BY DR. STEPHANIE STOLLAR

JOSSEY-BASS  
A Wiley Brand

<https://themeasuredmom.lpages.co/reach-all-readers/>

## Find me here

**Blog:** <https://www.themeasuredmom.com/>

**Membership:** <https://membership.themeasuredmom.com/>

**Podcast:** <https://www.themeasuredmom.com/triplerteachingpodcast/>

**Facebook:** <https://www.facebook.com/themeasuredmom/>

**Pinterest:** <https://www.pinterest.com/themeasuredmom/>

**Instagram:** <https://www.instagram.com/themeasuredmom/>

**Contact:** <https://www.themeasuredmom.com/contact/>

## Printing trouble?


**If the file is printing strangely** (usually with extra black boxes), please download the free Adobe Reader to your computer. Open and print using that program. 99% of the time, this solves it!

You can get it here: <https://get.adobe.com/reader/>



# You're invited to join The Measured Mom Plus!

- our membership site for Pre-K to 3rd grade educators -



**Save hours of time with our one-click printable library.** You'll get access to thousands of resources for Pre-K through third grade!

**Learn more about the science of reading with our recorded webinars and simple science of reading roadmaps.** You can watch them 24/7!

**Get hundreds of no-print resources for free, and save 50% in the member shop.**


**Get access to The Literacy Circle,** our safe and supportive community exclusively for members.

[LEARN MORE](#)



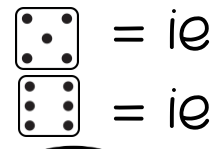
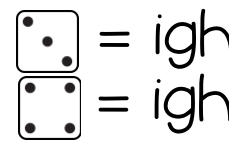
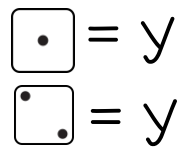
# Roll & Read

Take turns rolling the die to move along the path. Read the word you land on. If you land on a number, move forward or backward. The first to FINISH, wins!



# Roll & Read

Take turns rolling the die. Check the key to the right. Move to the closest word which uses that letter or letters to spell the long i sound. Read the word aloud. The first to the last space, wins!



The board game path consists of 24 circles arranged in three columns and eight rows. The words in the circles are:

- Row 1: nigh, tie, fry, sty, fight, sly, my high fried
- Row 2: fly, pie, sky, ties, right
- Row 3: die, sigh, light, my, why
- Row 4: high, shy, try, dry, high
- Row 5: cry, tied, flies, tight, fries
- Row 6: START, night, spy, lie, by, tried, thigh

# Roll & Sort

Take turns rolling the die. Read the word you land on. Then write it in the correct column on the accompanying sheet. The first to Finish, wins!

nigh	tie	fry	sty	fight	sly	FINISH	
fly		pie	sky		ties	right	
die		sigh	light		my	why	
high		shy	try		dry	high	
cry		tied	flies		tight	fries	
START	night	spy	lie		by	tried	thigh




# Roll & Sort

y	igh	ie



# Read & Do

Take turns rolling the die and moving along the path. When you land on a word, read it. Then check the key to the right and do the task.

-  = Say a rhyming word.
-  = Use the word in a sentence.
-  = Spell the word on a piece of paper without looking at the board.

