

Worksheets: oo words

Please visit [themeasuredmom.com](https://www.themeasuredmom.com) to learn how to use this printable:

<https://www.themeasuredmom.com/free-worksheets-for-oo-words/>

Thank you for respecting our Terms of Use



The unauthorized reproduction or distribution of a copyrighted work is illegal. Criminal copyright infringement, including infringement without monetary gain, is investigated by the FBI and is punishable by fines and federal imprisonment.

- **YOU MAY** use this file for your own personal, non-commercial use.
- **YOU MAY** print as many copies as you'd like to use in your classroom, home, public library, or tutoring setting.
- **YOU MAY** download this file by visiting <https://www.themeasuredmom.com>.
- **YOU MAY** save this file on your computer.
- **YOU MAY** share the link to the web page where the printable can be found.
- **YOU MAY NOT** link directly to the pdf file. Instead, link to the web page where it can be downloaded.
- **YOU MAY NOT** alter this file or claim this file as your own.
- **YOU MAY NOT** sell or in any way profit from this file. It is also illegal to print this file and sell the printed copy.
- **YOU MAY NOT** use this or any other printable from The Measured Mom on Outschoool.
- **YOU MAY NOT** e-mail this file OR store it on any location where others can download it (Amazon Inspire, Dropbox, Facebook groups and forums, etc.). If you would like to use this file for distance learning, please contact us directly for permission at <https://www.themeasuredmom.com/contact/>.

Clip art by Whimsy Workshop Teaching



Check out these resources from the shop!

FLUENCY GRIDS

LEVEL 2: CVCE, VOWEL TEAMS, R-CONTROLLED & MORE

Fluency Grid

Fluency Grid

Fluency Grid

DIRECTIONS: Read the rows from left to right as quickly as you can. Consider timing yourself. See if you can read the words faster the next time!

LONG E VOWEL TEAMS

EE & EA

INCLUDES BOTH DIGITAL AND PRINT OPTIONS

Self-checking!

PRINT THE CLIP CARDS OR USE THE DIGITAL RESOURCE WITH GOOGLE SLIDES™

READER'S THEATER SCRIPTS

10 FAVORITE TALES FOR GRADES 1-3

NO-PREP MATH & LITERACY GAMES

120 GAMES STUDENTS CAN PLAY ALONE OR IN PAIRS

HANDWRITING WORKSHEETS

GIANT BUNDLE OF 330 WORKSHEETS



Get my book!



Reach All Readers

Using the Science of Reading
to Transform Your
Literacy Instruction

Anna Geiger

FOREWORD BY DR. STEPHANIE STOLLAR

JOSSEY-BASS
A Cengage Brand

<https://themeasuredmom.lpages.co/reach-all-readers/>

Find me here

Blog: <https://www.themeasuredmom.com/>

Membership: <https://membership.themeasuredmom.com/>

Podcast: <https://www.themeasuredmom.com/triplerteachingpodcast/>

Facebook: <https://www.facebook.com/themeasuredmom/>

Pinterest: <https://www.pinterest.com/themeasuredmom/>

Instagram: <https://www.instagram.com/themeasuredmom/>

Contact: <https://www.themeasuredmom.com/contact/>

Printing trouble?


If the file is printing strangely (usually with extra black boxes), please download the free Adobe Reader to your computer. Open and print using that program. 99% of the time, this solves it!

You can get it here: <https://get.adobe.com/reader/>



You're invited to join The Measured Mom Plus!

- our membership site for Pre-K to 3rd grade educators -



Save hours of time with our one-click printable library. You'll get access to thousands of resources for Pre-K through third grade!

Learn more about the science of reading with our recorded webinars and simple science of reading roadmaps. You can watch them 24/7!

Get hundreds of no-print resources for free, and save 50% in the member shop.

Get access to The Literacy Circle, our safe and supportive community exclusively for members.

[LEARN MORE](#)





oo words worksheet pack

© The Measured Mom ® www.themeasuredmom.com

My blog has hundreds of free resources for parents and teachers...

[Click here for more free printables!](#)

Thank you for respecting my Terms of Use.

You are welcome to...

- download this file by visiting themeasuredmom.com.
- save this file on your computer.
- print as many copies as you'd like to use in your classroom, home, or public library.
- share the link to the blog page where this printable can be found.
- post online about the printable (for example—take a picture of your child or student using it), giving proper credit to themeasuredmom.com.

You may not...

- download this file from any site other than themeasuredmom.com.
- link directly to this pdf. Instead, link to The Measured Mom web page where this pdf is located.
- Claim this file as your own.
- alter this electronic file.
- sell or in any way profit from this electronic file.
- print this file and then sell that printed copy to others.
- store or distribute this file on any other website or another location where others are able to electronically retrieve it (for example: Dropbox, 4Shared, Mediafire, Facebook groups and forums, etc.).
- e-mail this file to anyone or transmit it in any other fashion.

More legal stuff...

- This file is for personal or classroom use only.** By using it, you agree that you will not copy or reproduce this file except for your own personal, non-commercial use.
- Modification of terms.** I have the right to modify the terms of this Agreement at any time; the modification will be effective immediately and shall replace all prior Agreements.

Questions?

If you have any questions, please feel free to email me directly at anna@themeasuredmom.com. I will do my best to respond promptly.

Clip art by



Try some hands-on learning before you use this worksheet pack!

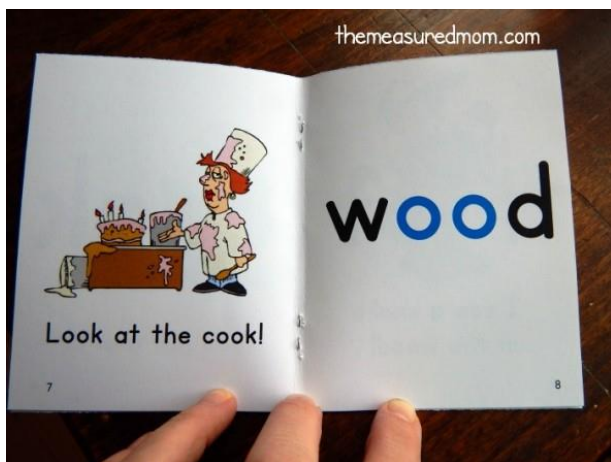
All of the pictured activities are free to download! Just click on the picture to bring you to the blog post.



Froot Loop Words



Four in a Row



Phonics books



"Boo" card game

Cut & Paste


oo words

Directions: Cut out the pictures at the bottom of the page. Glue them next to the correct words.

foot



roof




cook



zoo




tooth



goose



moose




hood



moon



book



Read & Stamp

oo words

Directions: Read each word. Then stamp it with alphabet stamps.

moon

--	--	--	--

hood

--	--	--	--

book

--	--	--	--

roof

--	--	--	--

foot

--	--	--	--

cook

--	--	--	--

wood

--	--	--	--

hook

--	--	--	--

Find the spelling

oo words

Directions: Color the circle under the correct spelling.

1.



book

boock

buk

2.

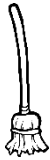


mun

moon

moone

3.



brum

broom

boom

4.



kook

coock

cook

5.



tooth

toof

tuth

6.



soon

spoon

spoone

7.



wud

woode

wood

8.



huk

hook

hoock

Fill in the word

oo words

Directions: Choose the correct word from the word bank to complete each sentence. Write it in the blank.

1. I eat my ice cream with a _____.
2. A _____ lives in the forest.
3. Do you have a loose _____?
4. I like to _____ potatoes on the stove.
5. A _____ lives on a farm .
6. I like to read a good _____ .
7. I will sweep up the mess with a _____ .
8. We get _____ from sheep .
9. I think that cookies taste _____ .
10. I caught a fish on the _____ .
11. He put new shingles on the _____ .
12. I put _____ in the fireplace.

broom

spoon

roof

tooth

book

wood

moose

goose

hook

cook

good

wool

Word Search

oo words

Directions: Find and circle each word from the word bank. The words appear horizontally and vertically, but not diagonally or backward.

a u l m e v z w w x
b r o o m d c o o k
o g o o d w h o o y
o t k s x h o l d s
k b p e r o o f f r
r q n g o o s e k n
s c z m y k e l j i

broom
look
roof
choose

book
good
moose
hook

goose
cook
wood
wool


Match the Word

oo words

Directions: Draw a line to match each picture to the correct word.



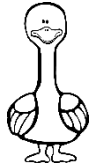
cook



tooth



moose



hood



book



roof



spoon





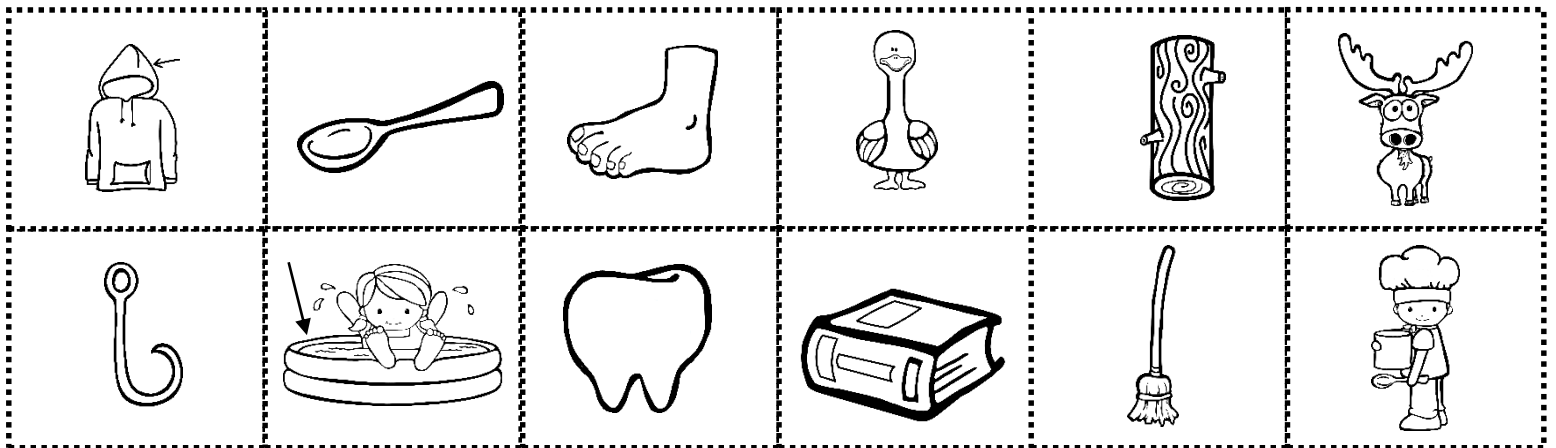
goose

Picture Sort

oo words

Directions: Cut out the pictures at the bottom of the page.
Then sort them. Glue each word in the correct column.

oo 	oo 



Draw the Word

oo words

Directions: Read each word. Then draw a picture of it.

hook

tooth

pool

moon

book

roof

foot

broom

spoon

cook

wood

goose

Spell it

oo words

Directions: Name each picture. Then spell its name on the line.

