

Word Awareness Activity

Please visit [themeasuredmom.com](https://www.themeasuredmom.com) to learn how to use this printable:

<https://www.themeasuredmom.com/free-word-awareness-activity/>

Thank you for respecting our Terms of Use



The unauthorized reproduction or distribution of a copyrighted work is illegal. Criminal copyright infringement, including infringement without monetary gain, is investigated by the FBI and is punishable by fines and federal imprisonment.

- **YOU MAY** use this file for your own personal, non-commercial use.
- **YOU MAY** print as many copies as you'd like to use in your classroom, home, public library, or tutoring setting.
- **YOU MAY** download this file by visiting <https://www.themeasuredmom.com>.
- **YOU MAY** save this file on your computer.
- **YOU MAY** share the link to the web page where the printable can be found.
- **YOU MAY NOT** link directly to the pdf file. Instead, link to the web page where it can be downloaded.
- **YOU MAY NOT** alter this file or claim this file as your own.
- **YOU MAY NOT** sell or in any way profit from this file. It is also illegal to print this file and sell the printed copy.
- **YOU MAY NOT** use this or any other printable from The Measured Mom on Outschoool.
- **YOU MAY NOT** e-mail this file OR store it on any location where others can download it (Amazon Inspire, Dropbox, Facebook groups and forums, etc.). If you would like to use this file for distance learning, please contact us directly for permission at <https://www.themeasuredmom.com/contact/>.

Credits

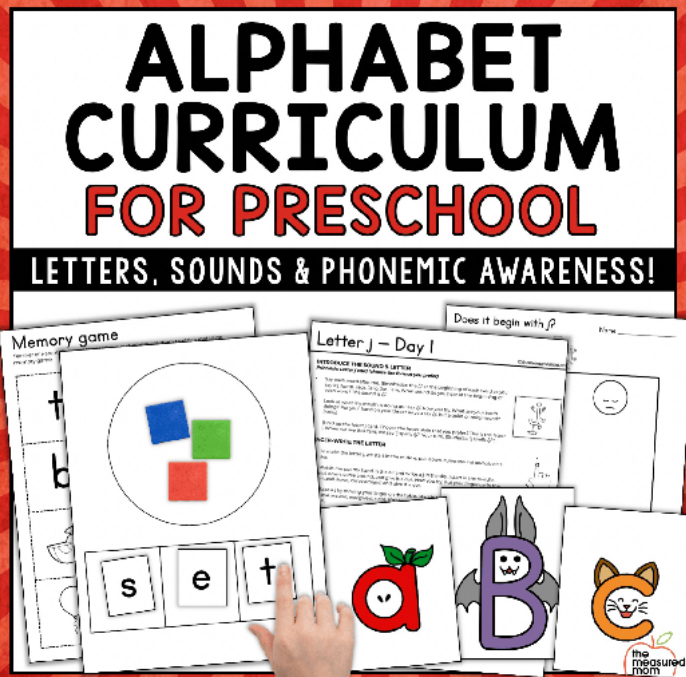
Teaching in the Tongass



Check out these resources from the shop!

ALPHABET CURRICULUM FOR PRESCHOOL

LETTERS, SOUNDS & PHONEMIC AWARENESS!



Memory game

Letter J - Day 1

Does it begin with J?

s e t

a B C

the measured mom

LEAVES PRESCHOOL UNIT

LESSON PLANS, INTERACTIVE READ ALOUDS, CENTERS & MORE!



LEAVES Day 1: Introduction

LEAVES Day 3: Different Kinds of Leaves

Parts of a Leaf


tip vein blade midrib petiole

Do They Start the Same?

the measured mom

ARE THEY OPPOSITES?

INCLUDES BOTH DIGITAL AND PRINT OPTIONS



Are They Opposites?


PRINT THE GAME OR USE THE DIGITAL RESOURCE WITH SEESAW OR GOOGLE SLIDES

the measured mom

MATCH THE PICTURE TO THE LETTER

INCLUDES BOTH DIGITAL AND PRINT OPTIONS

Self-checking!




Aa

PRINT THE CLIP CARDS OR USE THE DIGITAL RESOURCE WITH SEESAW OR GOOGLE SLIDES

the measured mom

UPPERCASE/LOWERCASE MATCH - PENGUINS -

INCLUDES BOTH DIGITAL AND PRINT OPTIONS




A a o p

PRINT THE CLIP CARDS OR USE THE DIGITAL RESOURCE WITH SEESAW OR GOOGLE SLIDES

the measured mom

Get my book!



<https://themeasuredmom.lpages.co/reach-all-readers/>

Find me here

Blog: <https://www.themeasuredmom.com/>

Membership: <https://membership.themeasuredmom.com/>

Podcast: <https://www.themeasuredmom.com/triplerteachingpodcast/>

Facebook: <https://www.facebook.com/themeasuredmom/>

Pinterest: <https://www.pinterest.com/themeasuredmom/>

Instagram: <https://www.instagram.com/themeasuredmom/>

Contact: <https://www.themeasuredmom.com/contact/>

Printing trouble?

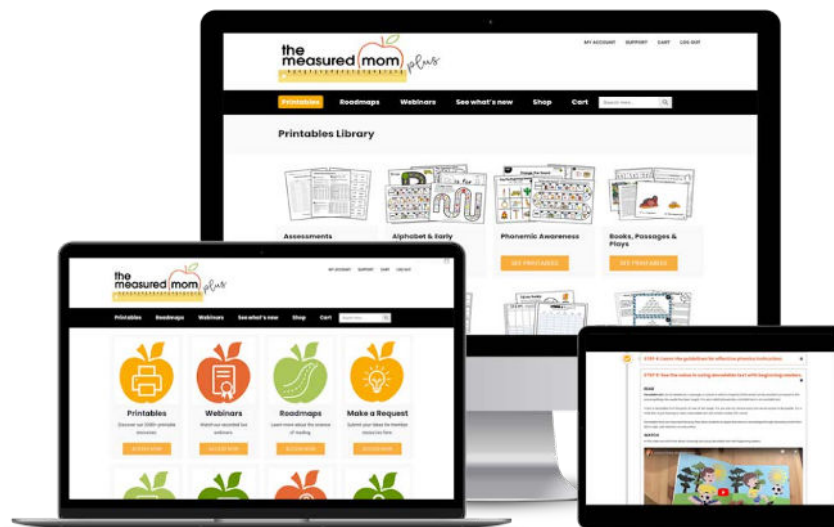
If the file is printing strangely (usually with extra black boxes), please download the free Adobe Reader to your computer. Open and print using that program. 99% of the time, this solves it!

You can get it here: <https://get.adobe.com/reader/>



You're invited to join The Measured Mom Plus!

- our membership site for Pre-K to 3rd grade educators -



Save hours of time with our one-click printable library. You'll get access to thousands of resources for Pre-K through third grade!

Learn more about the science of reading with our recorded webinars and simple science of reading roadmaps. You can watch them 24/7!

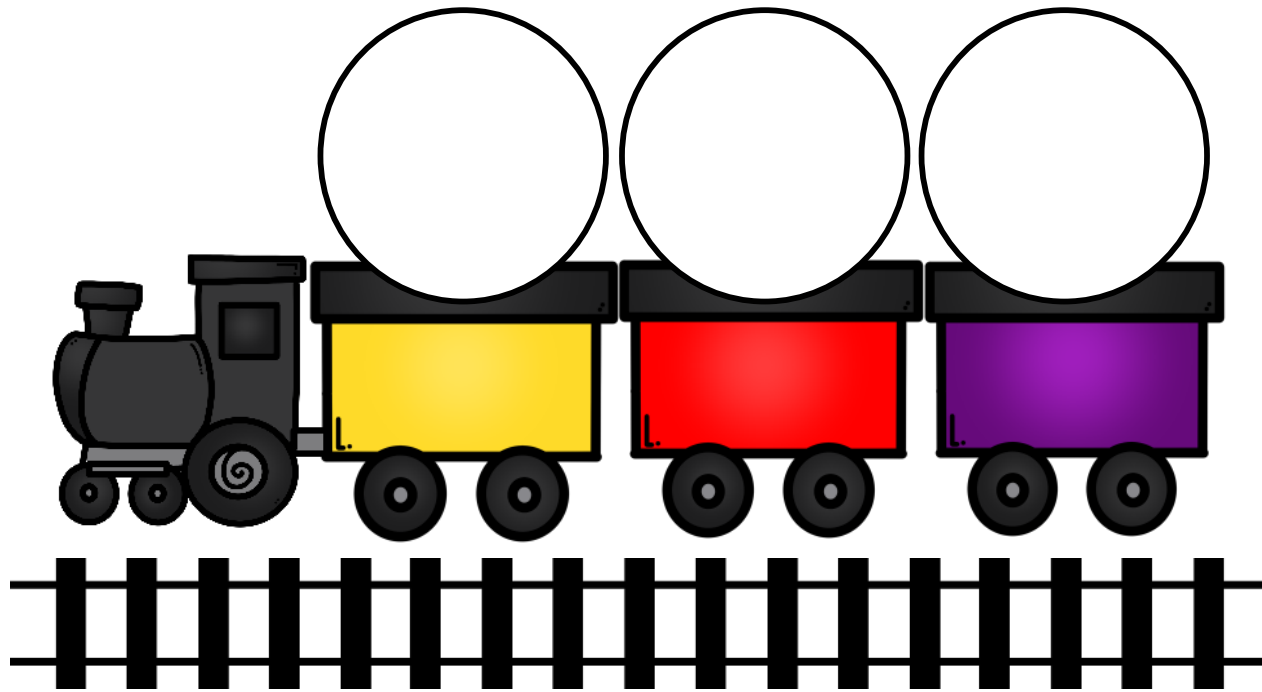
Get hundreds of no-print resources for free, and save 50% in the member shop.

Get access to The Literacy Circle, our safe and supportive community exclusively for members.

[LEARN MORE](#)




My Silly Sentence Train



Directions: Say some or all of these silly three-word sentences. Guide your learner as s/he repeats the sentence and moves one counter (poker chips are the ideal size) onto each train car. Say each sentence slowly, with a pause between each word. As your learner grows in word-counting ability, say the sentences more quickly.

- Fox eats cheese.
- Duck chops wood.
- Mouse tells jokes.
- Fish digs holes.
- Moose plays ball.
- Cow swims fast.
- Duck cooks soup.
- Goose plants trees.
- Pup cuts hair.
- Rat reads books.


My Silly Sentence Train



Directions: Say some or all of these silly four-word sentences. Guide your learner as s/he repeats the sentence and moves one counter (poker chips are the ideal size) onto each train car. Say each sentence slowly, with a pause between each word. As your learner grows in word-counting ability, say the sentences more quickly.

- Goat has red socks.
- Cow has blue spots.
- Mouse wears a hat.
- Cat likes to bake.
- Pup cooks the steak.
- Bug paints the house.
- Fish walks to school.
- Moose flies to Mars.
- Goose drives old cars.
- Rat makes a cake.

My Silly Sentence Train



Directions: Say some or all of these silly five-word sentences. Guide your learner as s/he repeats the sentence and moves one counter (poker chips are the ideal size) onto each train car. Say each sentence slowly, with a pause between each word. As your learner grows in word-counting ability, say the sentences more quickly.

- Goat will eat my trash.
- Cow is late for school.
- Mouse will chase the cat.
- Dog likes to read books.
- Fish drives a red car.
- Bird will cook my lunch.
- Fox will fix the boat.
- Bug can fly the plane.
- Rat will mop the floor.
- Duck has a new bike.