

Bossy r Games

Please visit [themeasuredmom.com](https://www.themeasuredmom.com) to learn how to use this printable:

<https://www.themeasuredmom.com/free-games-for-words-with-bossy-r/>

Thank you for respecting our Terms of Use



The unauthorized reproduction or distribution of a copyrighted work is illegal. Criminal copyright infringement, including infringement without monetary gain, is investigated by the FBI and is punishable by fines and federal imprisonment.

- **YOU MAY** use this file for your own personal, non-commercial use.
- **YOU MAY** print as many copies as you'd like to use in your classroom, home, public library, or tutoring setting.
- **YOU MAY** download this file by visiting <https://www.themeasuredmom.com>.
- **YOU MAY** save this file on your computer.
- **YOU MAY** share the link to the web page where the printable can be found.
- **YOU MAY NOT** link directly to the pdf file. Instead, link to the web page where it can be downloaded.
- **YOU MAY NOT** alter this file or claim this file as your own.
- **YOU MAY NOT** sell or in any way profit from this file. It is also illegal to print this file and sell the printed copy.
- **YOU MAY NOT** use this or any other printable from The Measured Mom on Outschoool.
- **YOU MAY NOT** e-mail this file OR store it on any location where others can download it (Amazon Inspire, Dropbox, Facebook groups and forums, etc.). If you would like to use this file for distance learning, please contact us directly for permission at <https://www.themeasuredmom.com/contact/>.

Clip art by Whimsy Workshop Teaching



Check out these resources from the shop!

SENTENCE ROLL & READ

LEVEL 2: CVCE, VOWEL TEAMS, R-CONTROLLED & MORE

WORD LADDERS

100 PHONICS WORD LADDERS IN 2 VERSIONS EACH

EDITABLE READING GAMES

150 SEASONAL GAMES FOR ANY WORDS

NO-PREP MATH & LITERACY GAMES

120 GAMES STUDENTS CAN PLAY ALONE OR IN PAIRS

HANDWRITING WORKSHEETS

GIANT BUNDLE OF 330 WORKSHEETS



Get my book!



Reach All Readers

Using the Science of Reading
to Transform Your
Literacy Instruction

Anna Geiger

FOREWORD BY DR. STEPHANIE STOLLAR

JOSSEY-BASS
A Cengage Brand

<https://themeasuredmom.lpages.co/reach-all-readers/>

Find me here

Blog: <https://www.themeasuredmom.com/>

Membership: <https://membership.themeasuredmom.com/>

Podcast: <https://www.themeasuredmom.com/triplerteachingpodcast/>

Facebook: <https://www.facebook.com/themeasuredmom/>

Pinterest: <https://www.pinterest.com/themeasuredmom/>

Instagram: <https://www.instagram.com/themeasuredmom/>

Contact: <https://www.themeasuredmom.com/contact/>

Printing trouble?

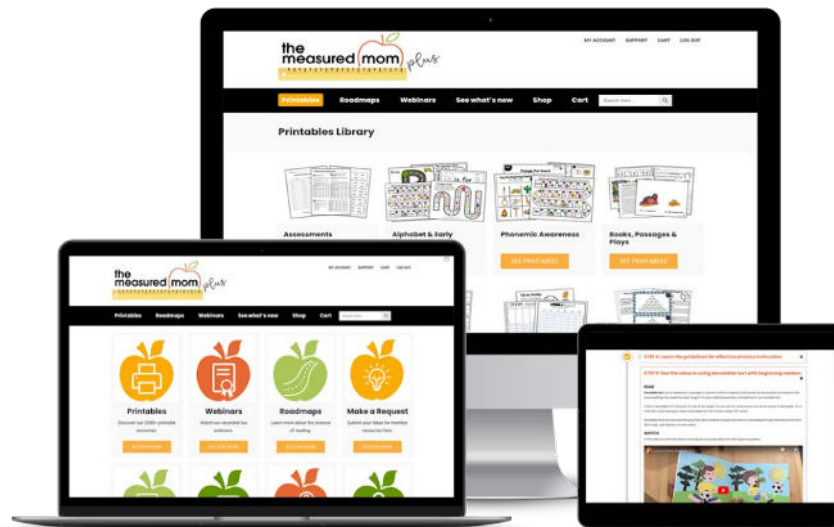
If the file is printing strangely (usually with extra black boxes), please download the free Adobe Reader to your computer. Open and print using that program. 99% of the time, this solves it!

You can get it here: <https://get.adobe.com/reader/>



You're invited to join The Measured Mom Plus!

- our membership site for Pre-K to 3rd grade educators -



Save hours of time with our one-click printable library. You'll get access to thousands of resources for Pre-K through third grade!

Learn more about the science of reading with our recorded webinars and simple science of reading roadmaps. You can watch them 24/7!

Get hundreds of no-print resources for free, and save 50% in the member shop.

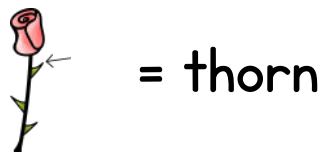


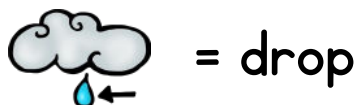


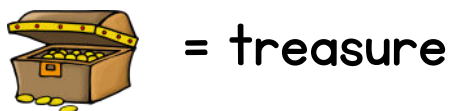
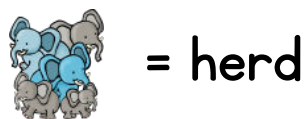
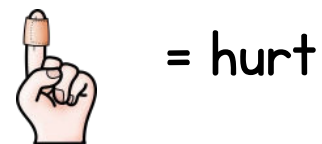
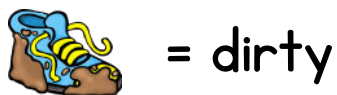
Get access to The Literacy Circle, our safe and supportive community exclusively for members.

[LEARN MORE](#)



Picture Key

Most of the pictures are easy to figure out, but here are some that you might not be sure about.



Oh No! It's Bossy R!



© 2015 The Measured Mom®

www.themeasuredmom.com

	rat	flat	star	+1		far	+4	tan	dark	snack
+2										part
car	hard		pan	+6	bar	lark	chap		+5	
tack	wag									
+3		tar	+3	park		mark	+3	pan	bark	
jar										jam
Start	Finish	+10		cart	arm	+2	harp		part	










1. Start the game by giving everyone 10 counters.
2. Take turns rolling the die. Move ahead that number of spaces.
3. If you land on a word, read it. If it's a bossy r word, you lose a counter.
4. If you land on a picture, name it. Is it a bossy r word? If it is, you lose a counter.
5. If you land on a number, take that number of counters.
6. Play until everyone has reached FINISH. Whoever has the most counters, wins!

Oh No! It's Bossy R!




© 2015 The Measured Mom®

www.themeasuredmom.com

germ	men	herd		+1	tell	jet	+4	perm mm	pen	
+2										fret
her	jet	verb	red	+6		term	sell		+5	
	her									
+3		wet	+3	perk		met	+3	germ	sled	
fern										neck
Start	Finish	+10		well	verb	+2	deck		herd	

1. Start the game by giving everyone 10 counters.
2. Take turns rolling the die. Move ahead that number of spaces.
3. If you land on a word, read it. If it's a bossy r word, you lose a counter.
4. If you land on a picture, name it. Is it a bossy r word? If it is, you lose a counter.
5. If you land on a number, take that number of counters.
6. Play until everyone has reached FINISH. Whoever has the most counters, wins!

Oh No! It's Bossy R!




© 2015 The Measured Mom®

www.themeasuredmom.com

+2	will	hit		+1	girl	sick	+4	shirt	tip	
firm										stir
dirt	hill	pin	sir	+6		+5	pig		win	
+3	skirt									
		tin	+3	girl		ship	+3	bird	miss	
bird										firm
Start	Finish	+10		sir	fin	+2	shirt		lip	










1. Start the game by giving everyone 10 counters.
2. Take turns rolling the die. Move ahead that number of spaces.
3. If you land on a word, read it. If it's a bossy r word, you lose a counter.
4. If you land on a picture, name it. Is it a bossy r word? If it is, you lose a counter.
5. If you land on a number, take that number of counters.
6. Play until everyone has reached FINISH. Whoever has the most counters, wins!

Oh No! It's Bossy R!




© 2015 The Measured Mom®

www.themeasuredmom.com

top	dorm	crop		+1	morn	nor	+4	drop	port	
+2										stop
cork	cop	pot	+6	cord		sock	+5		torn	
	fork									
+3		pork	+3	hog		sort	+3	lot	fort	
corn										born
Start	Finish	+10		thorn	tot	+2	worn		hop	









1. Start the game by giving everyone 10 counters.
2. Take turns rolling the die. Move ahead that number of spaces.
3. If you land on a word, read it. If it's a bossy r word, you lose a counter.
4. If you land on a picture, name it. Is it a bossy r word? If it is, you lose a counter.
5. If you land on a number, take that number of counters.
6. Play until everyone has reached FINISH. Whoever has the most counters, wins!

Oh No! It's Bossy R!



© 2015 The Measured Mom®

www.themeasuredmom.com

bud	sun	burn		+1	cup	surf	+4	mug	turn	cub
+2										hut
fur	plug	hum	curb	+6		burn	bus		+5	
	curl									
+3		hug	+3	hurt		run	+3	lurk	gum	
hurt										yum
Start	Finish	+10		fur	hurt	+2	bun		burn	

1. Start the game by giving everyone 10 counters.
2. Take turns rolling the die. Move ahead that number of spaces.
3. If you land on a word, read it. If it's a bossy r word, you lose a counter.
4. If you land on a picture, name it. Is it a bossy r word? If it is, you lose a counter.
5. If you land on a number, take that number of counters.
6. Play until everyone has reached FINISH. Whoever has the most counters, wins!